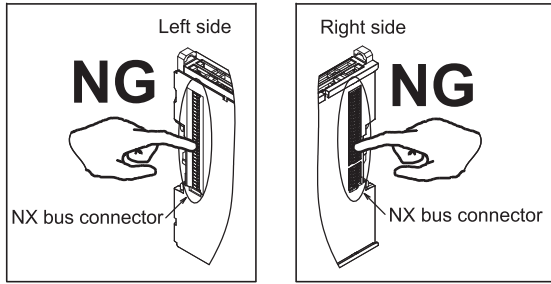


## Do not touch the NX bus connector



5361173-1C

**OMRON**

## NX series INSTRUCTION SHEET

© OMRON Corporation 2015

All Rights Reserved. 5361173-1C

## Precautions for Compliance with UL Standards and CSA Standards

### Notice to Users of the NX series components in USA and Canada

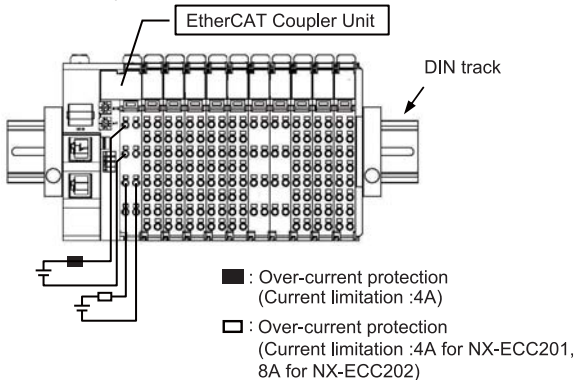
Please use the following installation information instead of the general information in the instruction manuals in order to use the product under certified conditions of UL and CSA when the product is installed in the USA or Canada. These conditions are required by NFPA 70, National Electrical Code in the USA and the Canadian Electrical Code, Part I in Canada and may vary from information given in the product manuals or safety precautions.

### ● Environment

Surrounding Air Temperature: 55°C

### ● Current restrictions from power supply connector

The external power supplies must be DC power supplies that satisfy the SELV requirements. It must be equipped with an over-current protection with current limitation.



### ● Applicable wire size for IO terminal

Type	Wire size	Strip length
Solid/Strand	AWG 28-16	9mm

Do not use ferrule terminals. Insert the strand or solid wire directly into the holes on the terminal block.


### ● Compliance with Class I Division 2 Hazardous Location:

Input and output wiring must be in accordance with Class I Div.2 wiring methods and in accordance with the authority having jurisdiction.

1. This equipment is suitable for use in Class I, Div.2, Group A, B, C, D or Non-Hazardous Locations Only.
2. **WARNING : Explosion Hazard - Substitution of Components may Impair Suitability for Class I, Div.2.**
3. **WARNING : Explosion Hazard - Do not Disconnect Equipment Unless Power Has Been Switched off or the Area Is Known to Be Non-Hazardous.**
4. This device is open-type and is required to be installed in an enclosure suitable for the environment and can only be accessed with the use of a tool or key.
5. Cet équipement convient à l'utilisation dans des emplacements de Classe I, Division 2, Groupes A, B, C, D, ou ne convient qu'à l'utilisation dans des endroits non dangereux.
6. **AVERTISSEMENT : Risque d'explosion - La substitution de composants peut rendre ce matériel inacceptable pour les emplacements de Classe I, Division 2.**
7. **AVERTISSEMENT : Risque d'explosion - Avant de débrancher l'équipement, couper le courant ou s'assurer que l'emplacement est désigné non dangereux.**
8. Ce dispositif est de type ouvert et doit être installé dans un coffret adapté à l'environnement et auquel on ne pourra accéder uniquement au moyen d'un outil ou d'une cle.

### ● Direction for installation

Vertical only.



## Conformance to EU Directives

This product is EMC-compliant when assembled in PLC system or Machine Automation Controller. To ensure the EU Directive conformance of customer's machinery or equipment in which the product is incorporated, be sure to observe the following precautions.

1. This product is defined as an in-panel device and must be installed within a control panel.
  2. The SELV requirements must be satisfied for the DC power supply connected to the DC power supply unit, communication unit, and I/O unit.
  3. This product complies with the common emission standard (EN61131-2, EN61000-6-4) with regard to EMI. For the radiated emission requirement (10-m regulations), in particular, please note that the actual emission varies depending on the configuration of the control panel to be used, the connected devices, and wiring methods. Therefore, the customer must confirm the EU Directive conformance of the overall machinery or equipment by themselves, even if this EU conforming product is used.
- This is a class A product. In residential areas it may cause radio interference, in which case the user may be required to take adequate measures to reduce interference.

**OMRON**

#### OMRON Corporation (Manufacturer)

Shiokoji Horikawa, Shimogoyu-ku,  
Kyoto, 600-8530  
Japan  
Tel: (81)75-344-7109  
Fax: (81)75-344-7149

#### Regional Headquarters

#### OMRON EUROPE B.V. (Importer in EU)

Wegalaan 67-69,  
2132 JD Hoofddorp  
The Netherlands  
Tel: (31)2356-81-300  
Fax: (31)2356-81-388

#### OMRON ELECTRONICS LLC

2895 Greenspoint Parkway,  
Suite 200 Hoffman Estates,  
IL 60169 U.S.A  
Tel: (1) 847-843-7900  
Fax: (1) 847-843-7787

#### OMRON ASIA PACIFIC PTE. LTD.

No. 438A Alexandra Road # 05-05/08  
(Lobby 2), Alexandra Technopark,  
Singapore 119967  
Tel: (65)6835-3011  
Fax: (65)6835-2711

#### OMRON (CHINA) CO., LTD.

Room 2211, Bank of  
China Tower,  
200 Yin Cheng Zhong Road,  
PuDong New Area, Shanghai,  
200120 China  
Tel: (86)21-5037-2222  
Fax: (86)21-5037-2200

**Note:** Specifications subject to change without notice.  
Printed in Japan